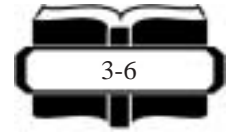


Adam and Eve H10104



The Narrated Bible

Step 1: Excite

*And the LORD God caused a deep sleep to fall upon Adam, and he slept:
and he took one of his ribs, and closed up the flesh instead thereof;
And the rib, which the LORD God had taken from man, made he a woman,
and brought her unto the man. And Adam said,
This is now bone of my bones, and flesh of my flesh:
she shall be called Woman, because she was taken out of Man.
(Gen. 2:21–23).*

Why didn't God make Eve out of the ground in the same way He created Adam? Some Christians believe that men have one less rib than women do, but this isn't true. It's probable that Adam's rib grew back. Thoracic (chest) surgeons routinely remove ribs from patients' rib cages for grafting bone that will manufacture new bone, because the rib is the ideal bone for regeneration; the rib or part of the rib grows back.

And God said, Let us make man in our image, after our likeness (Gen. 1:26).

Discuss the meanings of the words *image* and *likeness*. God did not make the animals with the same intelligence as that of Man, or with Man's ability to think, reason, and communicate. Some people have a poor self-image. But God made each person special, with unique gifts and talents.

Make a list of things that you like about yourself (do not include physical appearance). When we realize that there is good inside, then we can find ways to use that good for God. How does it feel to know that God has shared His image with you?

Step 2: Examine

On the sixth day of Creation, God created all the living creatures and, "in his own image," man both "male and female." The Hebrew word for Adam is *~da* it means "mankind," "men and women," "people." The woman's name was Eve (Hebrew *hawwah*, similar to *hayyah*, "life"). The Genesis 1 account of man's creation stresses that man was created to have dominion, and secondly, that God gave man the privilege of responsibility.

The first act of Adam was to give names to the beasts of the field and the fowls of the air. After that, God caused a deep sleep to fall upon him, and while he was unconscious, God took one of his ribs, and made a woman. God presented her to Adam. Adam received her as his wife, and said, "This is now bone of my bones, and flesh of my flesh: she shall be called Woman, because she was taken out of Man." He called her Eve, because she was the mother of all living beings. God then blessed the couple, told them to be "fruitful and multiply," and gave them dominion over all other living things.

Recommended in: ♦ several lessons in a unit; ★ several units in a volume; ♥ several volumes. 🔑 Key Resource for this unit.



If God had formed Eve from the ground, Adam might have felt differently toward her. But Eve shared both Adam's flesh and his spirit. Men and women are formed of one flesh. The woman was taken from his side to remain at his side, to be a "helpmeet." There are two responsibilities for the couple, first, to be fruitful, and second, to subdue the earth.

Adam was the head of the human race. He was created perfect and given dominion over the earth. As the Bible presents Adam as the first man, Christ is referred to as "the last Adam" (1 Corinthians 15:45). Adam was made in the image of God, Christ is 'the image of the invisible God' (Colossians 1:15). Jesus Christ is the head of redeemed humanity (Eph 5:23). Since Christ died once for all time (Hebrews 7:27; 9:28; 10:10-14), there will never be the need for

any further 'Adam'. Hence He is the last Adam.

And so it is written, The first man Adam was made a living soul; the last Adam was made a quickening spirit. 46 Howbeit that was not first which is spiritual, but that which is natural; and afterward that which is spiritual. 47 The first man is of the earth, earthy: the second man is the Lord from heaven. (1 Co 15:45-47).

When Jesus was crucified on the cross, He was crucified as the Last Adam. As the Last Adam, Jesus wiped out the old race; and brings in the new race.

The first Adam was lord over a limited domain, the last Adam is Lord of all (Acts 10:36).

The first Adam was tempted and failed the test, and in him, we all continue to sin and die. The Last Adam was tempted, as was the first, but remained sinless and lived a perfect life of righteousness.

The first Adam disobeyed God. The last Adam was 'obedient unto death, even the death of the cross.' (Philippians 2:8)

The first Adam began with everything provided for him in the Garden of Eden and he lost everything. The Last Adam began with nothing in a stable and ended with everything.

The first Adam gave life to all his descendants. The last Adam, Jesus Christ, communicates 'life' and 'light' to all men, and gives eternal life to those who receive Him and believe on His name (John 1:1-14).

The Hebrew word for *side* is *tsela*, the Greek word, *pleura*. The same Greek word occurs when Adam's rib was removed from his side and in the crucifixion account, when the soldiers pierced Jesus' side (John 19:34-36).

Read God’s story of Creation in Genesis 1:1–31 and Genesis 2:4–7. What was God’s attitude about His creation and about Adam in particular?

Suggested Resources

If you would like to know more about Adam and Eve, explore any of the resources listed below.

K-3	4-8	9-12
<i>God’s Story</i> ♥ “Adam’s Helper” (4).	<i>Adam and His Kin</i> ♦ Chapter 1 “The Beginning of Time.”	<i>Adam and His Kin</i> ♦ Chapter 1 “The Beginning of Time.”
<i>Who’s Who in the Bible</i> ♥ “The First People of Genesis” (6-7).	<i>Who’s Who in the Bible</i> ♥ “The First People of Genesis” (6-7).	<i>Who’s Who in the Bible</i> ♥ “The First People of Genesis” (6-7).
	<i>Genesis: Finding Our Roots</i> ♦ Unit 2 “Book of Adam.”	<i>Genesis: Finding Our Roots</i> ♦ Unit 2 “Book of Adam.”

TV and Video

Biography: Adam and Eve

Description: This simple story of temptation and innocence lost has endured and resonated in the hearts of Westerners for thousands of years. This program combines expert interviews, abundant location footage, and rare paintings and artifacts to create a unique portrait of the two people who started it all. This is an in-depth look at Adam and Eve, the man and woman who gave humans their humanity. Watch local listings for A&E viewing time, or order the video (available in some public libraries).

<http://www.amazon.com/gp/product/6304148410?ie=UTF8&tag=heartofwisdompub&linkCode=as2&camp=1789&creative=9325&creativeASIN=6304148410>

Internet Sources

What Was Adam Like?

Description: Article from Answers Online, Answers in Genesis Ministries.

<http://www.answersingenesis.org/docs/3783.asp>

Adam


Description: Brief biography of Adam from BibleTutor.com.

<http://demo.lutherproductions.com/bibletutor/level1/program/start/people/adam.htm>

The Seed of the Woman

Description: Bible study explaining the promise of salvation.

http://www.hopeofisrael.net/index.php?option=com_content&task=view&id=44&Itemid=27

Recommended in: ♦ several lessons in a unit; ★ several units in a volume; ♥ several volumes.  Key Resource for this unit.



The Last Adam

Description: Bible study devotional from *Christ in Old Testament*
<http://www.abideinchrist.com/messages/1cor15v22lastadam.html>



Adam & Eve: Excuses, Excuses, Excuses

Description: Modern-day parable between father and son relating to Adam's and Eve's excuses for sin.
<http://conline.net/readings/devotions/901956466678.html>



The Creation of Man

Description: An excellent study, part of "Old Testament Bible Study of the Creation to Abraham Genesis 1 to Genesis 12."
<http://www.bible-truth.org/GEN2.HTM>



Regenerating Ribs

Description: Interesting article, from Answers in Genesis Ministries, explaining that thoracic (chest) surgeons routinely remove ribs, which often grow back in whole or in part.
<http://www.answersingenesis.org/docs/4145.asp>

Step 3: Expand

Choose and complete one of the following activities:



Activity 1: Make a Scrapbook Page

Create a scrapbook page by making a background a beautiful garden (or purchasing garden or animal border paper at any store that carries scrapbook supplies). Look through coloring books for images. Use Paper People in the back of this book to create Adam and Eve (cover clothing areas with green plants using cut outs, die cuts, or stickers). Get creative, consider a plant border, adding animal stickers, lettering, journaling Bible verses on a section of the page, etc. Send us a photo or scan of your page to share with others. See sample pages at <http://scrapbookingtolearn.com/>




Activity 2: Write a Story

Write the story of the creation of Adam and Eve in your own words (minimum 150 words). Refer to "Writing about an Event" in *Writers Inc.* (Younger students may dictate the story.)




Activity 3: Contrast and Compare

Make a contrast-and-compare graphic of the "first Adam" and the "Last Adam," Jesus. 1 Cor. 15:45,47 gives two names, or titles, for Jesus: He is spoken of as "the Last Adam" and as "the Second Man." As the Last Adam, Christ is the sum total of humanity; as the Second Man, He is the Head of a new race. So we have here two unions, the one relating to His death and the other to His resurrection. Visit the URL below for instructions.
http://heartofwisdom.com/artman/publish/article_310.shtml


Activity 4: Answer Questions


Answer the following:

1. Who named Eve? (Gen. 2:23; 3:20)
2. Who was first fooled by Satan? (Gen. 3; 2 Cor. 11:3; 1 Tim. 2:14)
3. How does the serpent display craftiness tempting the woman?
4. Compare Genesis chapter 3, verses 4 and 5 to 3:22. Did the serpent lie?
5. What is the woman's punishment given in Gen. 3:16?
6. Who were the children of Adam and Eve? (Gen. 4:1,2,25; 5:3,4)
7. How old was Adam when he died? (Gen. 5:5)
8. Why is Christ referred to as the Last Adam? (1 Cor. 15:45)


Activity 5: Learn Hebrew Words


Look up each of these words in a Hebrew lexicon. Add the word, its phonetic spelling, and its meaning to your Hebrew Notebook. The Hebrew word *adam* is *~da* (phonetic - aw-dam'); it means "mankind," or "people." The Hebrew word for *eve* is *hwwx* (phonetic - khav-vaw'); it means "life" or "living." The Hebrew word for *side* is *tsela* (phonetic - tsay-law'); it means "side," "rib," or "beam."

<http://bible.crosswalk.com/Lexicons/OldTestamentHebrew/>


Activity 6: Complete Worksheets

Complete the worksheets and puzzles *God Makes Adam and Eve*.

<http://www.calvarychapel.org/children/site/pdf/Old/Curr002.pdf>


Activity 7: Illustrate a Comic

Draw a comic-book page, complete with conversations in "bubbles," depicting the story of Adam and Eve.

Step 4: Excel

- Correct all written work to demonstrate correct punctuation and spelling.
- Correct all written work to demonstrate correct and effective use of grammar.
- Add to your Writing Notebook the rules for all punctuation and grammar errors you corrected.
- Record any misspelled words in your spelling notebook.
- Add to your Vocabulary Notebook any new words encountered in this lesson. Include a definition for each word. Use each vocabulary term in a sentence orally or in writing.
- Add corrected written work or any illustrations to your Portfolio.
- Add any important people or events to your Time Line Book.
- Share with a friend or family member an activity you completed for this lesson. Explain to them what you have learned.

Recommended in: ♦ several lessons in a unit; ★ several units in a volume; ♥ several volumes. 🔑 Key Resource for this unit.