

Ebook Introduction

Thank you for supporting Heart of Wisdom. Your purchase will help us develop Christian curriculum. If this book is a blessing to you we ask you to help us spread the word by telling others about your find.

Internet Links

This is an Internet-Linked Ebook. When you click on blue underlined text it will take you to a web site or resource related to the lesson. We do extensive subject matter analysis to provide you with an easy-to-use tool. Our analysis technique uses over 20 proven search engines. Using this method provides you results to the most appropriate data for all lessons. You will find multiple links in each lesson, allowing you to continue research when you come across broken links with minimal disruption. When you find a link has moved, simply use the next suggested link.

Broken Links

Due to the volatile and fast oriented pace of Internet housed data, a page that is available may become "obsolete" or "inactive" over time and is considered a broken or dead link. To address this challenge we created the HOW Link Library where you can find substitute links, report broken links or suggest new links. The link library at is updated *before* the Ebooks. [Click here to read How to Use the Link Library.](#)

[Click for HOW Link Library: HeartofWisdom.com/link](http://HeartofWisdom.com/link)

Ebook Updates

We update these Ebooks often. You have free access to these updates for two years. The free updates are added to your Ebook download area. You will be notified by email when your Ebook has been updated. You must keep your email address current in you profile at <http://homeschool-books.com> to receive the updates. [Click Here for Frequently Asked Ebook Questions](#)

Do you like this scrapbook page? Visit ScrapbookingtoLearn.com to find out how your student can create similar projects from the computer to display work.

IMPORTANT NOTE

If we do not have your current email address you will not receive Ebook updates. Log into Homeschool-books.com and change your profile to update your email address.

Click to
Visit Our Sites

HeartofWisdom.com
Homeschool-Books.com
HomeschoolInformation.com
Scrapbookingtolearn.com
ScrapbooktoLearn.com
BiblicalHolidays.com
OurHebrewRoots.com

ADAM TO ABRAHAM

An Internet Linked Unit Study



Heart of Wisdom

BY ROBIN SAMPSON

Adam to Abraham
An Internet-Linked Unit Study

Table of Contents

Key to Symbols	6	Cain and Abel	50
Interacting with the Internet	7	Seth to Noah	54
Unit Overview		Corruption of Man	57
Adam to Abraham Overview	10	The Flood	61
Adam to Abraham Objectives	12	After the Flood	66
Adam to Abraham Vocabulary	18	The Tower of Babel	71
Adam to Abraham Time Line	19	Beginning of Nations	76
Adam to Abraham Resources	20	The Nations' Religions	82
Lessons		The Calling of Abram	86
Introduction	25	Abram Enters Canaan	93
Creation	30	Genesis Reveals the Messiah	101
Garden of Eden	36		
Adam and Eve	34		
The Fall	44		

This unit takes a historical look at Creation. Heart of Wisdom's book, *Creation: an Internet-Linked Unit Study*, examines creation and evolution theories in depth.

Key to Symbols

Resource Symbols



Book or Magazine



Internet Site



Audio Resource



Resource suitable for all ages
(read-aloud)



Key Resource



Resource recommended in several
Heart of Wisdom unit studies



Resource recommended in several
units planned for the same year



Resource recommended in several
lessons in a unit

Activity Symbols



Writing Assignment



Vocabulary or List



Copy passages; outline;
fill in a worksheet



Listen



Map Work



Create Artwork



Contrast and Compare



Add to Time Line Book, make a chart,
or make a graphic organizer



Expand Research



Think and Discuss



Write a letter



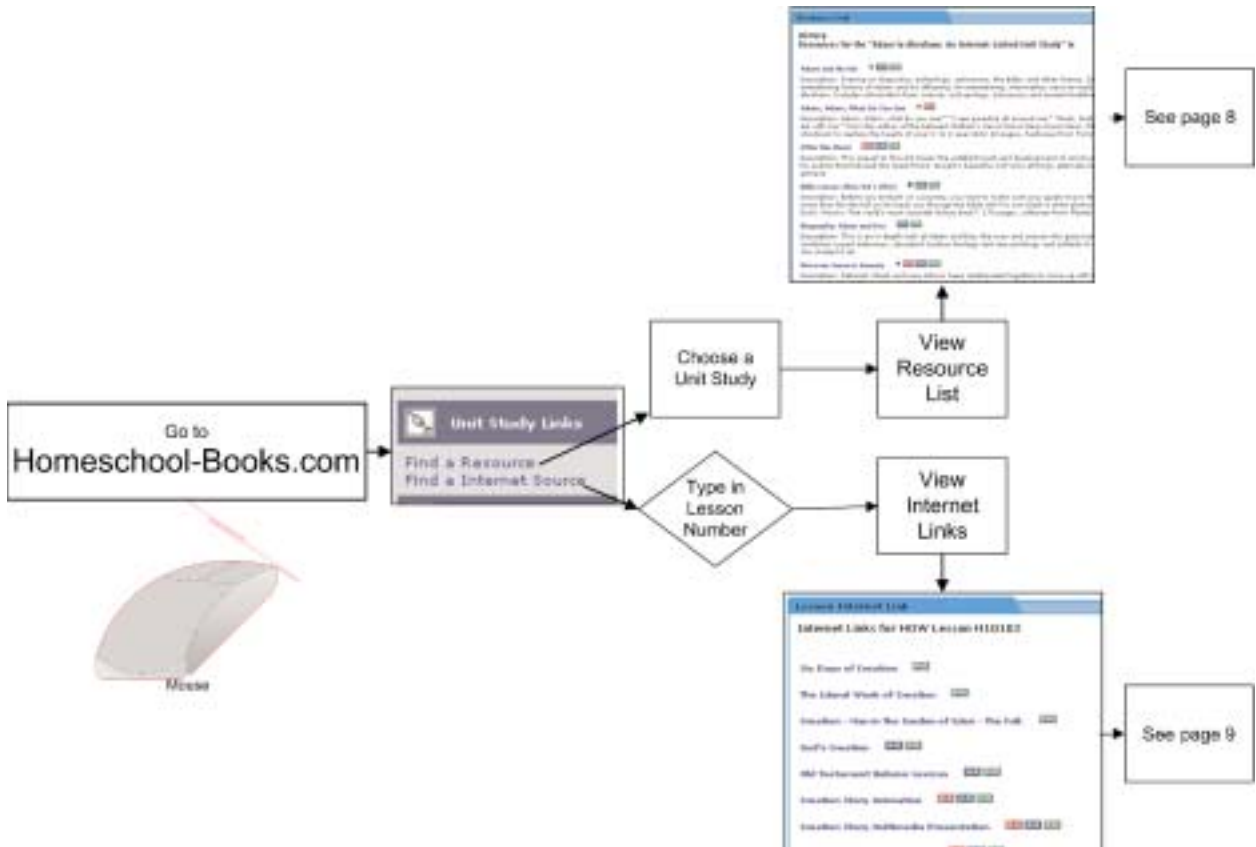
Prepare a meal or recipe



Experiment

Interacting with the Internet

The Internet is an open door to an enormous, exciting library. The wealth of information on the Internet can be overwhelming because a search for a single topic can lead to thousands of links; but Heart of Wisdom units guide you to the best and most appropriate Web sites to enhance each lesson. You can go quickly to the links from <http://Homeschool-Books.com>.



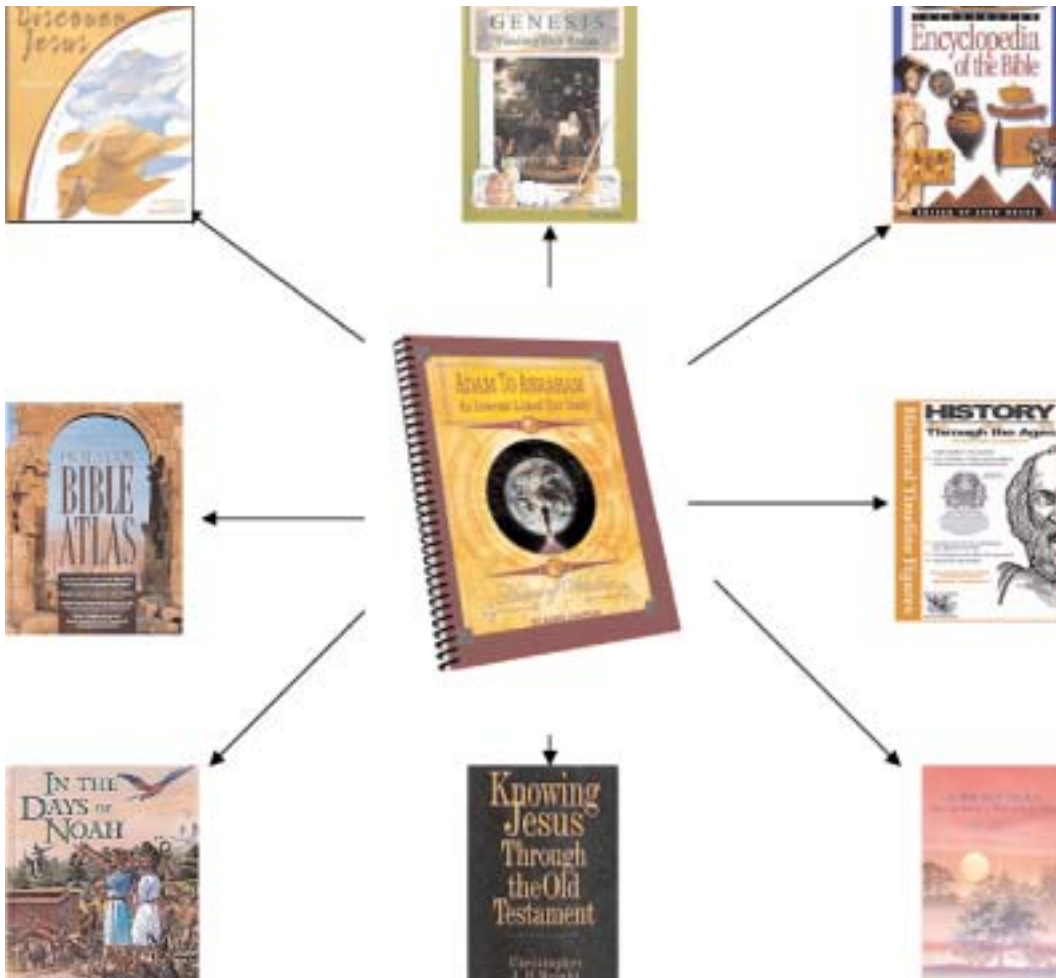
To access the links, you need

- a PC with Windows 95 or higher, or a Macintosh PowerPC/Power Mac with Mac OS 8 or higher;
- a browser such as Internet Explorer (IE) or Netscape (we recommend IE);
- a connection to the Internet by either modem or cable;
- an account with an Internet Service Provider (such as AOL or MSN);
- For some content, you may need a “plug-in” (such as RealPlayer, QuickTime, or Shockwave, which allow you to play audio or video files, or Acrobat Reader, which allows you to view “PDF” documents). There is usually a button that allows you to download any necessary plug-in(s) at no charge.

Recommended in: ♦ several lessons in a unit; ★ several units in a volume; ♥ several volumes. 🔑 Key Resource for this unit.

Resources Listed by Thematic Unit Study

When unit studies first became popular in the homeschool market the resource suggestions were a big problem. Many times the resources were hard to find or out of print. Our Resource Internet links solve this irritating problem. Go to <http://Homeschool-Books.com> and click on **FIND A RESOURCE**. Simply click on the link to go to the online vendor carrying the product. Alternative books are listed for any books that go out of print. The resources on our site are listed alphabetically and marked by grade level **K-3** **4-8** **9-12**.




About the Resources

The resources are completely optional. This unit study includes so many links to information on the Internet you could actually use this unit without purchasing any resources. However, students need to read (and feel and smell) real books! We included several sources popular to homeschoolers so you can utilize what you have on hand. You are going to make two investments in your homeschool: time and money. Investing in good resources will save time. Utilizing the library and inter-library loan will save money. Each family will need to consider the resources they need based on their homeschool budget, time available, the number of children that will be using this program, and their personal interests.

This book was originally written for grades 4-12. It has been revised to include resources for grades K-3; however many of the lessons will require reading aloud and simplified explanations for the younger grades.

Internet Links Listed by Lesson

Links to maps, articles, Bible studies, video clips, photos, audio files, worksheets, instructions, interactive lessons, etc., which are appropriate sites for a given lesson. To access the proper links, go to <http://Homeschool-Books.com> and click on **FIND AN INTERNET SOURCE**. Type in the Lesson Code (example: H10102) to view the links. Sites are marked by appropriate age level **K-3** **4-8** **9-12**. Sites that include worksheets are marked with a pencil. 




Internet Safety

The computer can be a wonderful tool but also a great temptation. We suggest that you view all the sites with your children or at a minimum have your computer in an easily seen area in your home (never in a child's room or turned away from parental eyes). Typing in long URLs can mistakenly lead to an undesirable site. We recommend that you use <http://Homeschool-Books.com> to go directly to the necessary sites and avoid typing in URLs.

Site Availability

URLs for Internet sites change, and sometimes sites go offline completely. How-Links are continually updated with new links, new resources, and alternatives to dead links. Occasionally, you may get a message that a site is down. This usually means that the server is busy; you can try again later.

Recommended in: ♦ several lessons in a unit; ★ several units in a volume; ♥ several volumes.  Key Resource for this unit.

Adam to Abraham Overview

Except for a few familiar passages—Genesis 1, Psalm 23, Isaiah 53—The Old Testament remains a closed book to most Christians. Yet it was the only form of Scripture which was used by Jesus Christ, the Apostles, and the first Christian community. Jesus referred to the OT consistently. When the words were written, “*All scripture is inspired by God and is useful for teaching, for reproof, for correction, and for training in righteousness*” (1 Timothy 3:16), the statement was talking about what we call the Old Testament and what was then known as “Scripture.”

The Old Testament stories and prophecies lay the foundation for understanding the life of Jesus Christ in the New Testament. We cannot fully know about Christ and His purpose for coming into our world without studying the Old Testament. It gives us a picture of Christ’s sacrifice for sin. The Christian faith is built on the Old Testament; Erich Sauer, in his book *The Dawn of World Redemption*, said this:

The Old Testament is promise and expectation; the New is fulfillment and completion. The Old is the marshaling of the hosts to the battle of God; the New is the triumph of the crucified One. The Old is the dawn of morning; the New is the rising sun and the light of eternal day. If Christianity, the “religion of Christ,” may be likened to a magnificent cathedral, the Old Testament is its unshakable foundation.

David Egner, describes the riches of the Old Testament in the book *Knowing God through the Old Testament*:

The Old Testament story emerges like a tiny shaft of light way off in the distance, races toward us through the darkness, and bursts over us in a crescendo of light, color, and sound. It fills our minds, our emotions and our spirits with the majesty and presence of Almighty God Himself.

It's a marvelous story as it unfolds. It's Adam's story. It's Noah's story. It's Israel's story. It's our story. But most of all, it's God's story. It's the opening of His book, the explanation of His character, and the record of His mighty deeds among men from the beginning of time.

The Old Testament is a book of great spiritual and personal value. This is because: it tells us about God.

- it answers questions about how life began.
- it tells how evil came into our world.
- it prophesies of the Messiah-Redeemer.
- it inspires us to holy living.
- it fills our hearts with gratitude and praise.

The Book of Genesis is the book of origins. The word *genesis* (Hebrew *b'reshet*) comes from a Greek word that means “origin,” “source,” or “beginning.” The first eleven chapters of Genesis begin with Creation and the first man and woman and move to the seventy nations of the world considered “The Table of Nations” in Genesis chapter 10. Genesis chapters 12–50 comprise the ancestral story. The focus of this unit study is on Genesis 1–12, with a brief introduction to the call of Abram (God later changed Abram's name to Abraham) and the promised Land. (The culture of the Mesopotamian world of Abraham is covered in the *Mesopotamia* Unit Study, and the Hebrews' ancestral story is told in detail in the *Ancient Israel* Unit Study.)

Genesis 1–12 stories include the divine act that brings humanity and history into existence and enables humanity to exist, multiply, diversify, and disperse upon the earth. It is the story of how God creates a world that is good but becomes corrupted by sin, which enters the world through human disobedience. Adam and Eve ate fruit which was forbidden to them, and Cain murdered his brother Abel. God later commanded Noah to build an ark in which pairs of all living things were preserved from the great Flood which God sent to purge the earth. God set the rainbow as a remembrance of His covenant with Noah. Afterward, people began building a tower that would reach to heaven in order to make a name for themselves, but God confused their speech and scattered them. Then God again appointed a man—Abraham—with whom to establish His covenant.

The messages taught in Genesis is taught through the rest of the Bible:

1. God is sovereign. (above or superior to all, greatest, supreme)
2. God has a plan which He is carrying out.
3. God is able to take the bad and the evil and cause it to serve His eternal purposes, thus bringing great good out of it all.

The entire Bible finds its meaning and explanation in the redemption provided by Jesus Christ. Each lesson in this book reveals shadows and types of the great doctrine of salvation by grace through faith in the death and resurrection of Christ. As you teach your children about the Creator of universe—the story of the Fall, of corruption, the Flood, the call of Abram—remind them that God takes control of every situation in our lives. He is the One who commands the wind and the waves, and He is the One who knows us by name. He is the One we can call on at any time.

Footnotes

1. Sauer, Erich. *The Dawn of World Redemption: A Survey of the History of Salvation in the Old Testament*. Paternoster; 2nd edition (1985) ISBN: 085364411X. <<http://www.worldinvisible.com/library/sauer/dawnredm/dwrtable.htm>>
2. Sper, David. *Knowing God Through The Old Testament*. RBC Ministries (1990) Grand Rapids, MI
http://www.rbc.org/uploadedFiles/Bible_Study/Discovery_Series/PDFs/knowning_god_through_the_old_testament.pdf

Recommended in: ♦ several lessons in a unit; ★ several units in a volume; ♥ several volumes. 🔑 Key Resource for this unit.

Scheduling and Teacher Helps

Pray for guidance as you plan your schedule. Only God (not the state) knows the needs of your individual child. The time you spend on each lesson will depend on the level of your student(s), your resources, and the activities you choose. There are sixteen lessons in this book; you can complete one lesson a day (three weeks) or expand the lessons over several weeks or months. Remember that this is not a textbook, designed to complete in one hour a day; rather, it is a unit study incorporating several subjects. Also remember your main goal is in Matthew 6:33, “*Seek ye first the kingdom of God, and His righteousness, and all these things shall be added unto you.*” There are four steps in each lesson, and you should touch on each step in each lesson. The average time for each step is:

- **Step 1:** Five to ten minutes to discuss the lesson.
- **Step 2:** Thirty minutes to an hour to research and read* sections in the resources (several hours for high-school students, or longer if the student is extremely interested in the subject).
- **Step 3:** Thirty minutes to two hours to complete each assignment or project.
- **Step 4:** Up to an hour to correct and share work (or ten to twenty minutes if only sharing).

Do not skim or skip Step 1. This step baits the hook in order to catch the fish. It activates prior knowledge, creates interest, generates focus, and whets appetites. It is essential anticipatory set with direct relevance to the instructional objectives that secures the attention and interest of the learner. This step engages the student by relating the material to his or her own life and experiences. Studies show 70% of children do not do well beginning with Step 2 (as traditional schools do by diving right into a subject.) Step 1 establishes continuity with previous lessons, finds out what a child already knows about the topic, transmits learning expectations, and makes the new material relevant.

In each lesson (during Steps 3 and 4), younger students should be able to tell you in a few sentences (narration) what the lesson was about. You can write down the narration to include in the students’ portfolio. Older students should either copy passages, or complete writing assignments. One of the best ways for a student to understand a topic is to write or talk about it. Using this process, students must comprehend the material, restructure the new information, and then share their new understanding. Writing and narrating assignments are about creating both ideas and learning. During these assignments, students learn how to assess information and determine its appropriateness, to evaluate and compare, analyze and discern, add their own feelings, organize information, and communicate conclusions. Students develop excellence in achievement by producing the required quality assignments; they develop diligence by continually practicing clarity, accuracy, relevance, prioritizing, consistency, depth and breadth through writing activities. They retain the material longer and practice writing mechanics at the same time.

Essential Teacher Helps

For more details about the Heart of Wisdom Teaching Approach, instructions for creating various notebooks, guidelines for correcting written work and worksheets, go to our web site at <http://Heartofwisdom.com/Helps.htm> or see the book *The Heart of Wisdom Teaching Approach*. (soon to be available from <http://Homeschool-Books.com>).

- | | |
|-----------------------------------|----------------------------------|
| ♥ Bible First Philosophy | ♥ Creating a Portfolio |
| ♥ Delight Directed Studies | ♥ Creating a Time Line Book |
| ♥ Charlotte Mason Methods | ♥ Creating a Vocabulary Notebook |
| ♥ Learning Styles and the 4 Steps | ♥ Creating a Spelling Notebook |
| ♥ Writing to Learn | ♥ Graphic Organizers |
| ♥ Correcting Written Work | ♥ Worksheets |
| ♥ Multi-Level Teaching | |

*This book was originally written for grades 4-12. It has been revised to include activities (Step 3) and resources (Step 2) for grades K-3; however many of the lessons will require reading aloud and simplified explanations for the younger grades.

Adam to Abraham Objectives

Objectives are listed by lesson. Objectives with an asterisk (*) are intended for grades 9-12. Upon completion of this unit your student should:

All Grades, All Lessons

- Gain a closer relationship with God through the study of His Word.
- Develop an appreciation for the world God has created.
- Be able to use various Bible study tools such as a Bible dictionary, Bible encyclopedia, Bible atlas, concordance or lexicon.
- Be able to plan and conduct a simple research using reference materials such as the dictionary, encyclopedia, atlas, thesaurus, Internet, and other resources.
- Be able to use data to construct a reasonable explanation.
- Be able to communicate investigations and explanations.
- Be able to present results in a variety of ways, such as orally, in writing, and in other forms—including models, diagrams, and demonstrations.
- Be able to define, label, and demonstrate the Vocabulary Words.
- Demonstrate organizational skills using a portfolio or notebook system.
- Develop listening skills in order to follow oral directions, take notes from lectures, and exhibit characteristics of a good listener.
- Review sequence, fact and opinion, inference, and predicting to enhance his or her ability to develop critical note-taking skills.
- Be able to review topic, main idea, and supporting details to enhance ability to develop critical note-taking skills.
- Be able to construct an outline from various resources.
- Be able to explore organizing information in several graphic organizers such as Venn diagrams, time lines, and charts.
- Be able to list proper citations in written work. *

Introduction Lesson

- Know the major sections into which the Bible is organized as a key to understanding the Bible.
- Have a firm foundation for this unit study through familiarity with Genesis chapters 1–11. The fall of man (1-3), his subsequent wickedness and judgment in the flood (6-9) and his universal rebellion as evidenced at the Tower of Babel (10-11:9), Abraham’s call after the dispersion of the nations in 11:1-10.
- Know the major events and key people from Genesis chapters 1–11, and use this information to create a Time Line Book which will be added to throughout this unit study.
- Be able to explain the major sections of the Old and New Testament.*

Recommended in: ♦ several lessons in a unit; ★ several units in a volume; ♥ several volumes. 🔑 Key Resource for this unit.

Creation Lesson

- Understand that the Creation took place in a series of six days that were the same as the days of twenty-four hours which we now experience.
- Understand and appreciate the truth of creation as opposed to ancient creation myths and modern-day evolutionary beliefs.
- Be able to tell the story of the Creation.
- Appreciate how the Creation reveals God.
- Know two Hebrew names for God.
- Know that Jesus was there with God at the Creation.
- Understand that God created each of us for a reason, out of love.
- Have a feeling of gratitude for the glory and wonder of God's creation.

Garden of Eden Lesson

- Be able to speculate what the Garden of Eden was like.
- Understand that the Garden of Eden was too beautiful for us to fully imagine.
- Understand that in heaven, God will again create for us a perfect environment like that of the Garden of Eden, if we believe and trust in Him and His Son.

Adam and Eve Lesson

- Appreciate how wondrous it is that of all creatures, God created human beings "in His own image."
- Understand Adam was assigned caretaker over all the earth (Gen 1:28).
- Know the Hebrew words for *Adam* and *Eve*, and understand the significance of their meanings.
- Be able to explain how God created Eve, and why the way in which she was created is important.
- Know why Jesus is referred to as the "Last Adam."*
- Understand Adam's rule was a picture of Jesus' rule over all creation when He returns as King (Rev 5:10). *

The Fall Lesson

- Understand the effect that sin had, and has, on mankind.
- Be able to imagine the sadness God must have felt when Adam and Eve, His beloved children, sinned against Him.
- Know that God still loved Adam and Eve even after they had sinned.
- Understand that all human beings sin, and that sin keeps us separated from God, just as Adam and Eve were punished for their sin by being separated from God.
- Understand that temptation can lead to sin if we allow it to do so.
- Be able to discuss ways of dealing with temptation.
- Understand that our debt to God for our sins has been "paid in full" by Jesus.
- Be able to tell the story of the Fall and its consequences.

Corruption of Man Lesson

- Understand the subtle way in which Satan led Adam and Eve to sin.
- Understand the subtleties of the sinful nature.
- Understand the effect that sin had and has on both mankind and creation.
- Know that all sickness and disease come from the corruption caused by sin.
- Be able to describe antediluvian society and culture.*
- Know that, according to Jesus, the days before the flood characterize the days just before His return.*
- Understand what “corrupt” means in relationship to the nature of man.*

The Flood

- Understand the condition of man lead to the flood punishment.
- Understand Noah's obedience and commitment to God in building the ark amidst the criticism he received.
- Understand sin touches every generation and sin must be punished.
- Realize that Noah's flood was worldwide and extinguished all human and animal life except for the lives of those in the ark.
- Appreciate the Flood and its effect on the earth.
- Understand how Noah's protection from the Flood was a sign of a Christian's protection from death.*

After the Flood

- Describe the physical changes in the earth after the Flood.
- Know that Noah's first act upon exiting the ark was to build an altar and God gave the rainbow as His promise in response to Noah's sacrifice.
- Understand, in general, how civilization spread over the earth after the Flood.
- Understand how both God's wrath and mercy can be seen in the Flood.
- Understand how the rainbow was a sign of God's promise to Noah, a promise of protection.
- Understand the concept of making and keeping promises.
- Know what is meant by the term “Noahide laws.”*
- Be able to name the seven Laws of Noah.*
- Understand the importance of the Noahide laws and the effect these Laws have on society.*
- Understand how the idea of law is used in the Bible.*

The Tower of Babel

- Understand possible reasons why Noah's great-grandson, Nimrod, had no fear of God.
- Know about the development of city-states in Mesopotamia.
- Know about the construction of ziggurats.

Recommended in: ♦ several lessons in a unit; ★ several units in a volume; ♥ several volumes. 🔑 Key Resource for this unit.

Adam to Abraham

- Know about the pagan religion created by Nimrod and his subsequent building of the Tower of Babel.*
- Grasp the story of the Tower of Babel and explain its effect on today's world.*
- Understand the establishment of Nimrod's empire, Babylonia and his relationship to various legends.*

Beginnings of Nations

- Understand that all peoples are descended from Noah and his three sons.
- Know the three races of the world as described by anthropologists.
- Know from where the word 'Semitic' comes and to whom it refers.
- Understand the racial, linguistic, and political divisions of the genealogy of nations.
- Understand the term "Table of Nations."*

The Nations' Religions

- Understand there are several world religions.
- Understand approximate geographic dispersion of world religions.
- Be familiar with the generations from Noah to Abram.
- Grasp how to determine the length of time from Creation to the Flood.
- Understand the importance and vital role faith played in the lives of Noah and Abram.
- Know the five primary world religions and approximate statistics.*
- Know the races coming from each of Noah's sons and where they settled.*
- Grasp that the religions of nations evolved from the perversion of the truth, and they all attempt to answer fundamental questions.*

The Calling of Abram

- Be able to trace Abram's travels from Ur to Canaan.
- Know that Abram followed the call of God, first an implied call, then a second and more definite call. He followed without knowing where he would be led.
- Grasp the effect the history of Abraham had on the ancient world, and has on the contemporary world.
- Understand the relationship between Abram's call, his obedience, and God's redemptive plan.

Abram Enters Canaan

- Understand the land and people of Canaan (Israel).
- Be able to trace the migration of the Canaanites from their original home.
- Be able to trace the borders of the land of (Israel).
- Be able to locate Israel on a map or globe.
- Understand the surrounding areas of Israel.
- Know the land of Canaan, given to Abraham by God, was renamed Israel by the Lord.

- Understand the history of the term Palestine.
- Have a general understanding of the physical characteristics of Israel (e.g., landforms, bodies of water, soil, vegetation, and weather and climate)
- Use materials to make a model of a Israel that shows its physical characteristics (e.g., landforms, bodies of water).

Genesis Reveals the Messiah

- Understand the Old Testament Scriptures are full of exciting stories of God's promises and grace though symbols and pictures of Christ.
- Know the prophecies given by the book of Genesis that foretell the coming of the Messiah.
- Understand there are types that portray the Messiah in Genesis.
- Understand the Old Testament is an outline of God's design for Israel lived out in the story of Jesus. *
- Understand the Jesus was present at Creation. *
- Understand the historical facts about Adam that illustrate Christ.*
- Understand the blood sacrifice made after the Fall was a foreshadow of Christ dying for sin.*
- Understand the meaning of Christ the second Adam.*
- Understand the historical facts about Noah, the Flood, and the rainbow promise are foreshadows of salvation through Christ.*
- Understand the Messiah is born from the seed of Abraham. *
- Understand the faith of Abraham is a picture of salvation. *

Recommended in: ♦ several lessons in a unit; ★ several units in a volume; ♥ several volumes. 🔑 Key Resource for this unit.

Adam to Abraham Vocabulary

See [Vocabulary Instructions](#).

A.D.	descendant	primeval story
ancestor	Divine Council	primogeniture
animal husbandry	Eden	Promised Land
antediluvian	ethnic	Pseudepigrapha
antiquity	Eve	rebellion
babble	Fall	repentance
Babel	Fertile Crescent	Sabbath
banish	Flood	Table of Nations
B.C.	forefathers	Torah
Canaan	genealogy	Tower of Babel
catastrophic	lineage	utopia
C.E.	metallurgy	vagabond
cosmology	myth	ziggurat
covenant	nation	God (names)
Creation	Noah	Adonai
		Elohim
		El Shaddai
		YHVH
		Hakadosh Baruch Hu
		Ribono shel Olam
		Harachaman
		Avinu Shebashamayim
cubit	origins	
deluge	Pentateuch	

Adam to Abraham Time Line

Approx. Time	Person	Years Lived
Creation c. 5500 B.C.	Adam (Gen. 1 & 2; 5:5)	930
	Seth (Gen. 5:3; 5:8)	912
	Enos (Gen. 5:6; 5:11)	905
	Cainan (Gen. 5:9; 5:14)	910
	Mahalaleel (Gen. 5:12; 5:17)	895
	Jared (Gen. 5:15; 5:20)	962
	Enoch (Gen. 5:18; 5:23)	365
	Methuselah (Gen. 5:21; 5:27)	969
	Lamech (Gen. 5:25; 5:31)	777
The Flood c. 3113 B.C.	Noah (Gen. 5:28; 9:29)	950?
	Shem (Gen. 5:32; 11:11)	600?
	Arphaxad (Gen. 11:10; 11:13)	438
	Salah (Gen. 11:12; 11:15)	433
	Eber (Gen. 11:14; 11:17)	464
	Peleg (Gen. 11:16; 11:19)	239
	Reu (Gen. 11:18; 11:21)	239
	Serug (Gen. 11:20; 11:23)	230
	Nahor (Gen. 11:22; 11:25)	148
	Terah (Gen. 11:24; 11:32)	205
c. 1775 B.C.	Abraham's Migration	175

Recommended in: ♦ several lessons in a unit; ★ several units in a volume; ♥ several volumes. 🔑 Key Resource for this unit.

Adam to Abraham Resources

The resources listed here are entirely optional and provided merely for your convenience. The resources suggested are considered the “best of the best”—home-school favorites—therefore, we have included them in the lessons with reading suggestions (indicating page numbers) to enhance and increase your instruction. A very important part of teaching your child to love to learn is making available interesting resources. It is also enormously valuable to demonstrate essential study skills such as pulling together information from several different resources (particularly when researching Bible topics).


Resources with a 🗝️ are the most pertinent resources for this unit study. Resources with a ♦️ would be useful in several lessons in this unit study. Resources with a ★ are suggested in several units done during the same year. Resources with a ♥️ are suggested in several Heart of Wisdom Unit Studies. This study was designed for grades 4–12; however, we have included resources for all grade levels to accommodate families with children of all ages. Approximate grade levels are indicated with the following symbols: **K-3** **4-8** **9-12**. Resources are listed alphabetically.


Resources Suggested for This Unit





 *Adam and His Kin: The Lost History of Their Lives and Times* by Ruth Beechick ♦️ **4-8** **9-12**

Description: Drawing on linguistics, archaeology, astronomy, the Bible, and other history, Dr. Ruth Beechick writes an enlightening and entertaining history of Adam and his offspring. An engaging, enjoyable, informative, easy-to-read account of Genesis from Creation to Abraham. Includes information from science and ancient traditions. Paperback (1991). Arrow Press; ISBN: 0940319071.




 *Amazing Expedition Bible* by Mary Hollingsworth ♥️ **K-3** **4-8**
Now, children can discover not only what happened, but when it happened, and what else was happening at the same time in this collection of 60 of the most significant Bible stories and events retold in chronological order for children ages 8 to 12. This helpful resource is packed with sidebars and inserts of important and/or fun historical events that parallel the Bible stories in time. Other features include “history mysteries” and “Bible mysteries,” which offer solutions to baffling questions. A full-color illustrated Time Line helps kids keep track of what else was going on in the course of history. Fascinating, full-color graphics, illustrated bible maps, plus an alphabetical index of Bible story titles and a chronological index of significant Bible events and stories for quick reference make this a handy kid's tool.



 *The Bible Comes Alive: Creation to Abraham* by Dr. Clifford Wilson ♦️ **4-8** **9-12**

Description: Dr. Wilson, an eminent biblical archaeologist, presents a pictorial summary of his extensive archaeological work in support of his conviction that the Bible is true—historically, scientifically, and theologically. In this volume, Dr.



Wilson presents the archaeological and historical evidence supporting the authenticity of the Book of Genesis, and brings to life the age of the patriarchs. Paperback - 176 pages (1997). New Leaf Press; ISBN: 0892213493.



Creation to Christ Timeline Figures (History Through the Ages series)


★ 4-8 9-12

Description: A perfect set of images to use for your Time Line Book! This timeline package covers many people and events of the Bible, Sumer, Babylonia, Mesopotamia, Egypt, Persia, Greece, and the Rise of Rome to the time of Jesus Christ. Included are over 250 detailed figures dating from the beginning of creation to the first century AD, timelines ready to cut and assemble, suggested instructions for use and display, and a handy reference sheet of all the people and events. Each figure is approx. 2.5-3.5" tall. They are printed on a quality cover stock for durability. Cut out images to use in a Time Line Book or place on the wall with provided yellow timeline.




Discover Jesus in Genesis by Larry Edison and Deborah Obeid K-3 4-8

Description: Deborah Obeid and Larry Edison have collaborated together to come up with this book designed to help readers of all ages understand the manner in which Jesus is both the theme and the Promise of Genesis. You'll find many major events from Genesis portrayed in picture form, each displaying the biblical event along with the manner in which God took pains to gradually yet clearly teach His people about the promise and coming of the Messiah. In His actions, God painted a picture so that His people might see Jesus in Genesis. Each chapter consists of one painting on high gloss paper along with full page explanation of the Biblical text. Be aware there is another book with a very similar title by another author (the other book was a disappointment as it has little to do with the topic). Winepress Publishing (2002). ISBN 157921389832.



Genesis: Finding Our Roots by Ruth Beechick 4-8 9-12

Description: Provides a unique look at Genesis chapters 1–11, integrating history with art, literature, and other disciplines. It gives startling insights into how ancient art, literature, world history, language, and even ancient myths prove that the Bible is a true historical record. Includes maps, charts, a time line, and beautiful full-color reproductions of ancient art. Hardcover - 112 pages (February 1998). Educational Services Corp.; ISBN: 094031911X. Intended for family study.




God's Story: The Bible Told As One Story by Karyn Henley K-3

Description: We recommend *The Narrated Bible* for older students and this Bible for younger students. Written at a second-grade reading level, this nonfictionalized Bible storybook contains over 800 Bible stories in chronological order. Features include drawings, indexes, and a pictorial time line showing biblical and world events. Omitting genealogies and duplicate passages, Henley presents God's Word as a story that will grab your kids' attention—and keep it! Hardcover - 896 pages (August 1, 1998) Tyndale House Pub.; ISBN: 0842307435. **This book was recently replaced by the Day by Day Kids Bible**




Recommended in: ♦ several lessons in a unit; ★ several units in a volume; ♥ several volumes. ⚙ Key Resource for this unit.



The Holman Bible Atlas ♥ 4-8 9-12


Description: Explore the world of the Bible through this visual feast in chronological order. This atlas features hundreds of color photos and maps that show you the land, sites, and archaeology of the entire biblical world. You'll learn about every time period from the Patriarchs to A.D. 300, and every international power from Egypt to Rome. Features 140 full-color photographs, 140 maps, and an index of important biblical places. Hardcover - 256 pages (January 1999). Broadman & Holman Publishers; ISBN: 1558197095. Suitable for older children. For family read-aloud see [Nelson's Illustrated Bible Encyclopedia](#).



The Narrated Bible ♥ 4-8 9-12

Description: *The Narrated Bible* is arranged chronologically, so the readings correspond with the lessons in this book. (Standard Bible references are also given in each lesson if you choose to use another Bible.)

Throughout the lessons you will see a Bible icon with numbers. These numbers correspond to page numbers in *The Narrated Bible*. The modern English used is familiar and easy to understand. It is amazingly easy to read through several books of the Bible in one sitting with the story format. Since it is written in everyday English, the text can be used for dictation and copying lessons (teaching handwriting, grammar, capitalization, and punctuation). The layout of the book is ideal for teaching students how to outline. Hardcover, 1727 pages, Harvest House Publishers, Inc. (1999) ISBN: 0736902392.




Nelson's Illustrated Bible Encyclopedia ♥ 4-8 9-12


Description: This is an excellent book to use with the Ancient History units. It is an excellent overview of the culture and geography of the Hebrews and their neighbors. Includes lavish illustrations, and hundreds of color photographs, maps, and charts. Drawing on the latest scholarship in archaeology and theology, you get close-up views of the ancient civilizations where people lived under the perceived protection or punishment of their gods, and where the mundane and miraculous overlap. You know I've gone through dozens and




Click on book for purchasing information.


dozens of books on this topic and this is my new favorite. An all-in-one, easy-to-understand, heavily illustrated, must have book to understand Bible times. The revised unit studies will include suggested readings and page numbers to this book. This is a book you'll use over and over again. There are seven divisions: 1. Outline of Biblical History 2. People and Empires 3. The World of the Bible 4. Religion and Worship 5. The Life and Teaching of Jesus 6. The Bible-Book by Book 7. Rapid Factfinder. Paperback: 320 pages, Nelson Reference (2001), ISBN: 0785246142.





 ***Old Testament Bible History*** by Alfred Edersheim 9-12
 Description: Get an unparalleled look at the “big picture” of God’s story in the Old Testament! Complete and unabridged, Edersheim’s 1890 classic draws on criticism, biblical geography, and archaeology to examine the time to the captivity of Israel and Judah. Alfred Edersheim (1825-89) was a Vienna-born biblical scholar who converted from Judaism to Christianity. A veteran minister and missionary to the Jews of Romania, Edersheim left an enduring and priceless legacy to followers of Christ. Among his most widely read works are *The Life and Times of Jesus the Messiah*, *The Temple: Its Ministry and Services*, and *Bible History Old Testament*. Hardcover - 1040 pages (1994). Hendrickson; ISBN: 156563165X.





 ***Our Father Abraham: Jewish Roots of the Christian Faith*** by Marvin Wilson ♥ 9-12
 Description: Recommended in more than eight Heart of Wisdom Unit Studies. Wilson explains “Other ancient civilizations produced histories intended primarily to glorify a ruler among his subjects or to exalt that nation in the eyes of the world. Hebrew history, however, was written to glorify the Lord of the universe. It was written to inspire faith and trust in the living God.” *Christian Century* magazine listed *Our Father Abraham* as an “all-time bestseller” in its field. Many Christians are regrettably uninformed about the rich Hebrew heritage of the Church. Must-reading for every Christian wanting to delve deeply into the very foundations of the Christian faith. Paperback - 374 pages (1989). W.B. Eerdmans Pub. Co.; ISBN: 0802804233.




 ***Reproducible Maps, Charts, Time Lines and Illustrations: What the Bible Is All About Resources*** ♥ 4-8 9-12
 Description: Here’s a treasure-trove of eye-catching charts, maps, and illustrations to make your lessons come alive—and they’re reproducible, so you can use them again and again! Copy and share biblical time lines, an inside view of Solomon’s Temple, or a map of Rome. Each “teaching picture” reinforces facts, places, events, and people in God’s Word. This is a reference book you will use again and again. Paperback - 287 Pages (January 1998). Gospel Light Publications; ISBN: 0830719385.




Recommended in: ♦ several lessons in a unit; ★ several units in a volume; ♥ several volumes.  Key Resource for this unit.






 **The Victor Journey Through the Bible** ♥ 4-8 9-12
 Description: This easy-to-read, visual exploration of the Bible allows you to follow the action from Genesis to Revelation. The stories of Scripture will come alive as you travel story-by-story through Bible lands and times. You will discover how ancient people really lived—the foods they ate, the homes they lived in, the clothes they wore, the work they performed. Every library-home, church, and school will want this complete reference work on its shelves. It will enrich Sunday School lesson preparation, Bible storytelling, family devotions, and Bible study. The Victor Journey through the Bible is unparalleled as a user-friendly resource! Includes: over 400 colorful pages of photographs, drawings, maps, and charts, more than 100 drawings from objects or monuments of Bible times, over 200 photographs of Bible lands today, photographs of more than 50 archaeological discoveries, scores of reconstructions and diagrams, and dozens of colorful maps. Hardcover: 416 pages, Chariot Victor Books; Reprint edition (1996) ISBN: 156476480X.




 **Walk Genesis** by Jeffrey Enoch Feinberg ♦ 9-12
 Description: *Walk Genesis* is a Messianic Jewish devotional commentary that allows you to “Walk Genesis” in your spiritual journey through Eden and the Flood, into the Promised Land, and down into Egypt. This devotional not only focuses on days gone by, but continues into today for all those who desire to walk with God. This commentary follows the weekly Torah (Pentateuch) readings from the synagogue, along with the related Haftarah (Prophets and Writings) readings. Paperback - 238 pages (1999). Lederer Messianic Ministries; ISBN: 1880226758.



 **Writers INC** ♥  9-12
 Description: Your student will be referring to this book (or a similar book on your child’s level) in many lessons. We do not refer to page numbers in this book because it is frequently revised. Writing, reading, and additional study skills are combined in this comprehensive writing manual. The fundamental principles of writing are explained throughout for quick reference. The process of organizing, researching, and writing a paper is laid out in easy-to-understand language. The book outlines strategies for writing with computers, including instruction in writing multimedia reports and publishing online. Also included is information on thinking and learning skills, such as reviewing, note-taking, and test-taking skills, and more. Paperback (August 1995). Write Source; ISBN: 0669388130. Grade level: 9–12, but can be used for grades 4–12 with parents’ guidance. See our site for book in this series for younger grades.
http://heartofwisdom.com/artman/publish/printer_70.shtml



 **Who’s Who in the Bible** by Stephen Motyer, Peter Dennis (Illustrator) ♥ K-3 4-8
 Description: This exceptionally well-illustrated book, like all the best reference books, possesses that hypnotic quality that can lead to hours of random browsing. Split into sections that tell a particular story (e.g., “The Patriarchs,” “The First Israelite Kings,” “The Twelve Disciples”), most of the text is given over to roughly 100-word biographies—many illustrated—of individuals. Published by the same company which publishes the Eyewitness books, so it has the same look. Hardcover - 64 pages (August 1998). DK Publishing; ISBN: 0789428377.

Introduction H10101

Step 1: Excite

The first chapters of Genesis tell the stories of the most dramatic events in the history of mankind. At 11:27 the story changes focus to Abraham and his family. How much do you know about the people who lived between Adam and Abraham? You may have heard the stories of Creation, the Tower of Babel, Abraham, and Noah many times, but do you know the order of the events?

Create a time line using index cards (or sticky notes) without looking at any references. Using the list below, put each major event and each key person from Genesis on a separate index card. Shuffle the cards and try to line them up in chronological order.

Abel	Enoch	Methuselah
Abraham	The Fall	Noah
Adam	The Flood	Seth
Cain	Ham	Shem
Creation	Japheth	Tower of Babel

Step 2: Examine

To gain an understanding of the Bible, you must first learn some basics. The Bible is made of sixty-six books, written by forty different authors over a period of about 2,000 years. God inspired the writing of these books. There are thirty-nine books in the Old Testament and twenty-seven books in the New Testament.

The Old Testament is divided into three kinds of books:

1. History (first seventeen)
2. Poetry (next five)
3. Prophecy (next seventeen)

The New Testament is divided into three kinds of books:

1. History (four gospels and Acts)
2. Paul's Letters (to churches, to individuals)
3. General

The "history" books in the Old Testament tell the story of God's people, the Hebrews. There are nine major time frames. Below is an explanation of how we will study each period.

1. Creation *Creation Unit Study*
2. Patriarchs *Adam to Abraham Unit Study*
3. Exodus *Egypt Unit Study*
4. Conquest *Israel Unit Study*
5. Judges *Israel Unit Study*
6. Kingdom *Israel Unit Study*
7. Exile *Israel Unit Study*

Recommended in: ♦ several lessons in a unit; ★ several units in a volume; ♥ several volumes. 🔑 Key Resource for this unit.