

Nearly Free Homeschooling

<http://jostombaugh.googlepages.com/home>

Martin Luther King, Jr. Lapbook



created by JoAnn Stombaugh

© 2008

Martin Luther King Jr.

Books:

Golden Legacy Illustrated History Magazine series

<http://web.archive.org/web/20040202013248/http://www.golden-legacy.com/mlkjr1.html>

My Brother Martin by Christine King Farris K-3rd

A Picture Book of Martin Luther King Jr. by David A. Adler K-3rd

Meet Martin Luther King, Jr. by James T. De Kay 1st-3rd

Life and Words of Martin Luther King, Jr. by Ira Peck 4th-6th

Martin Luther King, Jr.: A Man to Remember by Pat McKissack 7th-9th

I Have a Dream by Jim Haskins 7th-10th

The Autobiography of Martin Luther King, Jr. by Clayborne Carson 9th-12th

Martin Luther King, Jr. by Anita Ganeri and Nicola Barber 4th-6th

Resources:

Coloring pages that you can use for the cover

<http://www.primarygames.com/holidays/mlk/color.htm>

The King Center

<http://www.thekingcenter.com/>

Listen to speeches made by Martin Luther King Jr.

http://k6educators.about.com/gi/dynamic/offsite.htm?zi=1/XJ&sdn=k6educators&cdn=education&tm=16&gps=201_273_1020_577&f=20&su=p554.2.150.ip_&tt=2&bt=0&bts=0&zu=http%3A//www.stanford.edu/group/King/popular_requests/

There are a couple pictures of Martin Luther King, Jr. in this pdf.

http://www.evan-moor.com/pdf/ca_0108.pdf

Lapbook Outline:

Activity 1 – vocabulary *language arts

Activity 2 – timeline *history

Activity 3 – Do the research * language arts, history

Activity 4 – word search * critical thinking

Activity 5 – Fact or Opinion * history,

Activity 6 – Copy work *language arts, penmanship

Activity 7 – Maze *critical thinking

Activity 8 – Bible Lesson

Activity 9 – Map his life * history, geography

Activity 10 – Design a stamp *art

Activity 11 – I Have a Dream * writing

Activity 12 – Figures of Speech – gr. 9-12

Activity 13 – A teeny tiny book – good for younger kids to include

Activity 14 – My Dream

Activity 15 – Something to think about

Activity 1

Vocabulary:

1. demonstration
2. nonviolence
3. movement
4. boycott
5. discrimination
6. segregation
7. overcome
8. denounce
9. racial
10. peace

Activity 2: Timeline – make a timeline of the life of Martin Luther King Jr.

Activity 3: Do the research – answer the following questions in your mini-book

1. Why did Martin Luther King Jr. receive a Nobel Peace Prize?
2. What school did he receive his doctoral degree from?
3. What was his field of expertise?
4. Where was the first church he was pastor of located?
5. Who did he marry?
6. Why was Martin Luther King arrested for on Sept. 3, 1958?
7. Where is he buried?
8. When was the third Monday of January declared to be a holiday in honor of Martin Luther King?
9. How many times was he arrested?
10. How many speeches did he give?
11. How many books did he write?

You can find the answers to these questions at this website.

<http://www.thekingcenter.com/>

Activity 4: word search

Easy

http://www.theholidayzone.com/mlk/puzzles/Martin_Luther_King_Jr._Easy_Puzzle.pdf

Hard

http://www.theholidayzone.com/mlk/puzzles/Martin_Luther_King_Jr._Mega_Puzzle.pdf

Moderate

http://www.theholidayzone.com/mlk/puzzles/Martin_Luther_King_Jr._Moderate_Puzzle.pdf

Activity 5: fact or opinion worksheet

http://www.education-world.com/a_lesson/TM/WS_MLK_248a.shtml

Activity 6: Copy work - Poem

Pick a poem from this site to copy

<http://www.theholidayzone.com/mlk/mlkpoems.html>

Activity 7: Maze

<http://www.teach-nology.com/worksheets/misc/mlk/maze/>

Activity 8: Bible Lesson

http://www.daniellesplace.com/html/rrsample_martinluther.html

Activity 9: Map his life – do some research to find out what places were important in King’s life and mark their location on the map.

Blank USA map

<http://www.abcteach.com/Maps/usa.htm>

Activity 10: Design a stamp in honor of Martin Luther King Jr.

Here is a template to design your stamp on

<http://155.44.225.28/monthlytheme/pdf/stampsm.pdf>

Activity 11: I Have a Dream – listen to this speech or read it. Then explain in your own words what King’s dream was for America.

Activity 12: Figures of speech – this is best for grades 9-12. At this link there is a section entitled Rhetorical Structure: Figures of speech that would be a great exercise.

http://www.eduref.org/Virtual/Lessons/Language_Arts/Literature/LIT0004.html




Activity 13: A teeny tiny book




<http://www.bry-backmanor.org/mlk.html>

Activity 14: My dream – in the mini-book write what your dream is for your family, community, country, and world.




Activity 15 – Something to think about - Imagine that you live in a world where people are separated based on the color of their skin (or the color of their hair, or their height, etc.). What would it be like to live in such a world? How might it change your friendships and/or your family? How would you feel? How would you respond?

Activity 1 mini-book cut out around shape and attach together with brass fastener.



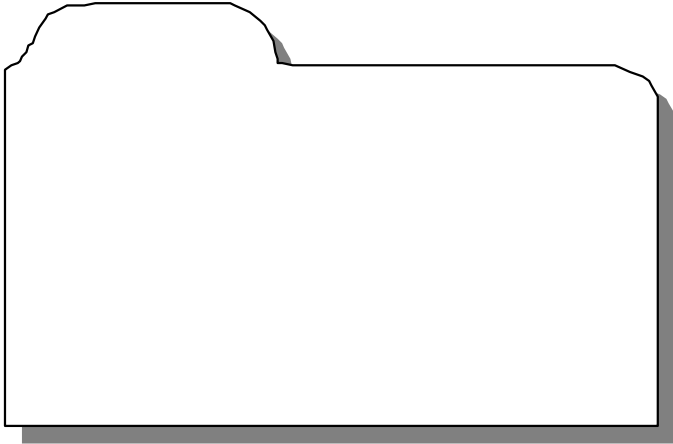
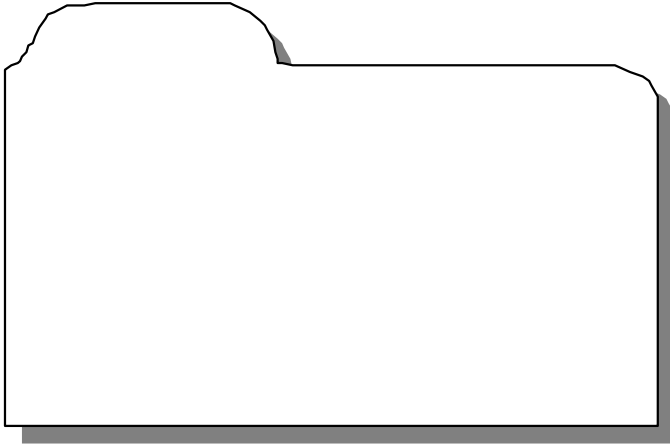
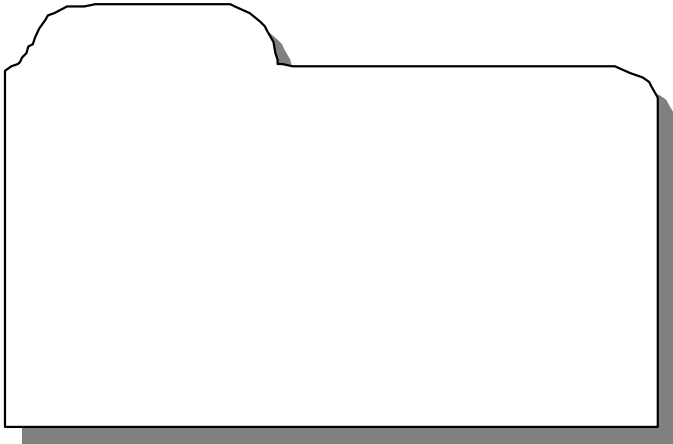
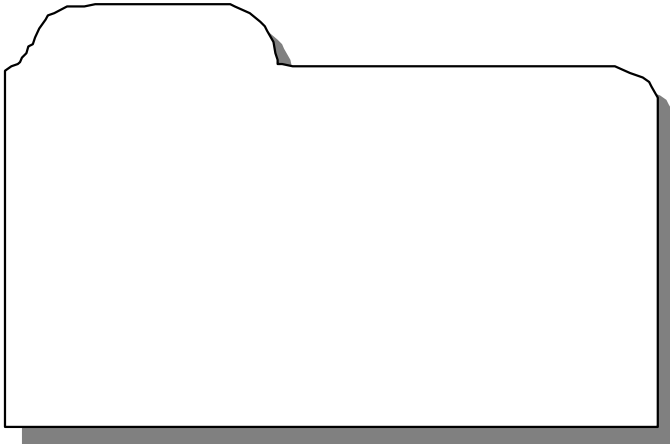

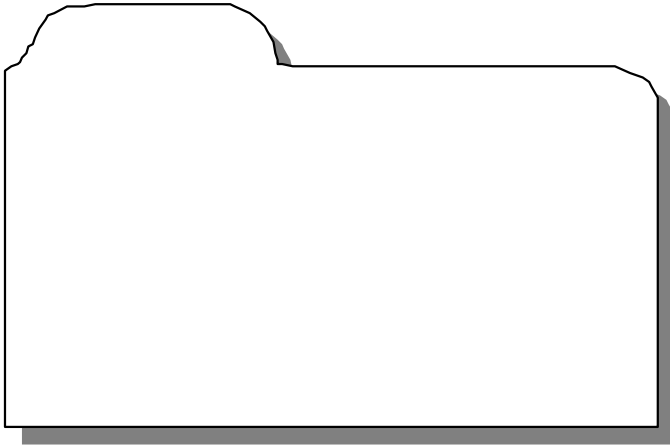
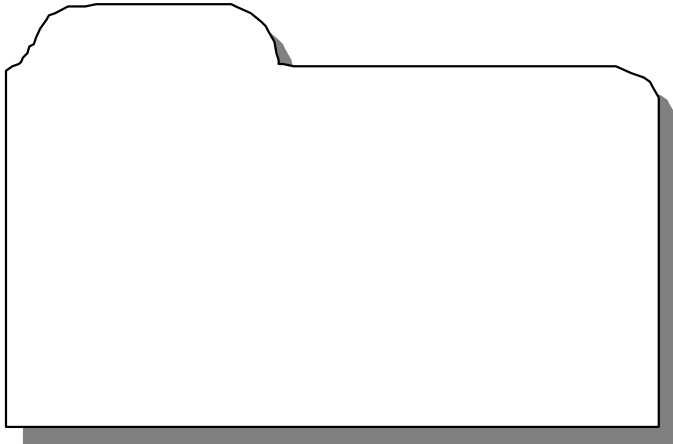
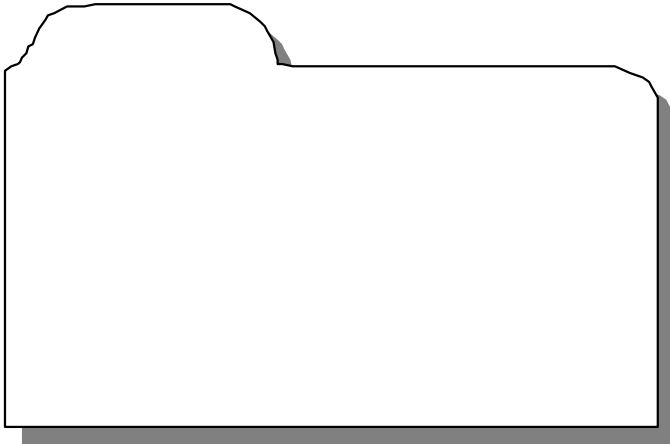


Activity 2: cut out around outer edges and fold in half along dotted line. Then attach pieces together by overlapping and gluing to make an accordion fold. Print as many copies of this page as needed.



Activity 3: you'll need to print 2 sheets of these. Cut out each one write the question on the front and the answer on the back. Then store in the envelope fold

<http://www.ruthannzaroff.com/mirkwooddesigns/basiccard.htm>



Activity 11: tri-fold





I Have a Dream


Figures of Speech

tb2338 Martin Luther King



Activity 14: My dream, you'll need to make a few copies of this sheet. Staple together to form book.





Something to Think About

